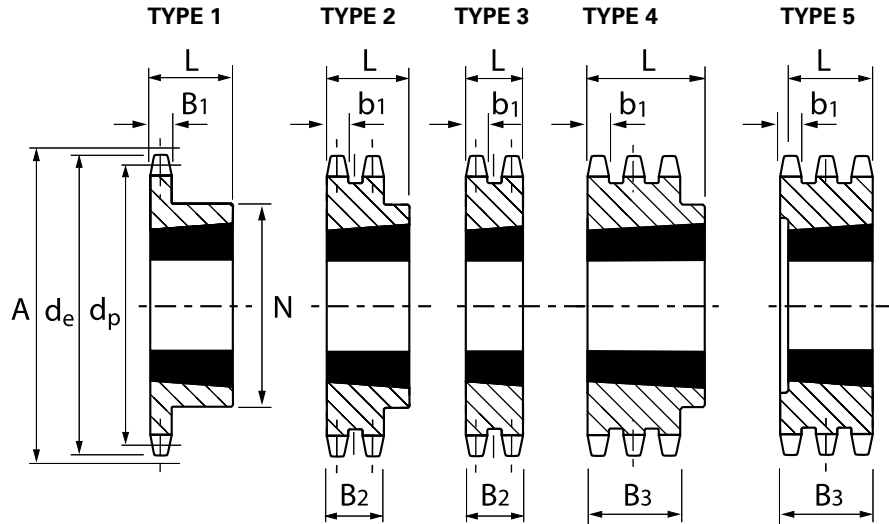
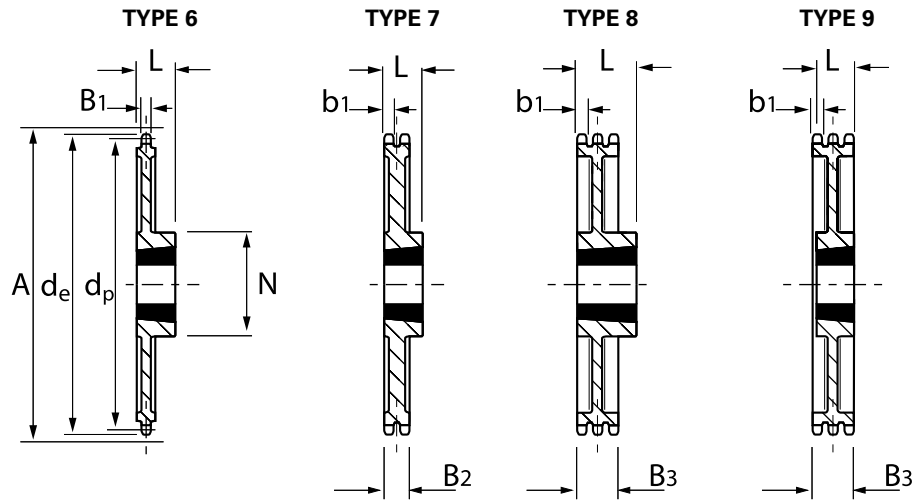


STEEL C45



CAST IRON GG22



06B T/L SPROCKET

3/8" (9.5mm) PITCH


Tooth Width

- B<sub>1</sub> 5.3mm
- b<sub>1</sub> 5.2mm
- B<sub>2</sub> 15.4mm
- B<sub>3</sub> 25.6mm

No. of Teeth	Pitch Dia	Outer Dia	Dia Over Chain	Simplex Taper Lock						Duplex Taper Lock						Triplex Taper Lock					
				Product code	Designation	Bush No.	Type	Length Bore		Product code	Designation	Bush No.	Type	Length Bore		Product code	Designation	Bush No.	Type	Length Bore	
								L mm	N mm					L mm	N mm					L mm	N mm
17	51.84	56	60	026A0117	31-17	1008	1	22.2	45	026A0217	32-17	1008	2	22.2	45	026A0317	33-17	1008	5	25.6	
19	57.86	62	66	19	31-19	1008	1	22.2	45	19	32-19	1008	2	22.2	45	19	33-19	1008	5	25.6	
20	60.89	64	68	20	31-20	1008	1	22.2	46												
21	63.91	68	72	21	31-21	1008	1	22.2	46	21	32-21	1008	2	22.2	49	21	33-21	1008	5	25.6	
23	69.95	74	78	23	31-23	1210	1	25.4	63	23	32-23	1210	2	25.4	59	23	33-23	1210	5	25.6	
25	76.00	80	84	25	31-25	1210	1	25.4	63	25	32-25	1210	2	25.4	65	25	33-25	1210	5	25.6	
27	82.05	86	90	27	31-27	1210	1	25.4	63	27	32-27	1210	2	25.4	70	27	33-27	1210	5	25.6	
30	91.12	95	99	30	31-30	1210	1	25.4	63	30	32-30	1210	2	25.4	75	30	33-30	1615	4	38.0	
38	115.34	119	123	38	31-38	1210	1	25.4	70	38	32-38	1610	2	25.4	80	38	33-38	1615	4	38.0	
45	136.55	141	145	45	31-45	1210	1	25.4	70	45	32-45	1610	2	25.4	80						
57	172.90	177	181	57	31-57	1210	6	25.4	83	57	32-57	1610	7	25.4	80						
76	230.48	234	239	76	31-76	1210	6	25.4	83	76	32-76	1610	7	25.4	92						
95	288.08	292	296	95	31-95	1210	6	25.4	83	95	32-95	1610	7	25.4	92						

Taper Lock bushes supplied as a separate item

Taper Lock® Sprockets



**08B T/L SPROCKET** 1/2" (12.7mm) PITCH

**Tooth Width**

B <sub>1</sub>	7.2mm
b <sub>1</sub>	7.0mm
B <sub>2</sub>	21.0mm
B <sub>3</sub>	34.9mm

No. of Teeth	Pitch Dia	Outer Dia	Dia Over Chain	Simplex Taper Lock						Duplex Taper Lock						Triplex Taper Lock								
				Product code	Designation	Bush No.	Type	Length Bore		Hub Dia	Product code	Designation	Bush No.	Type	Length Bore		Hub Dia	Product code	Designation	Bush No.	Type	Length Bore		Hub Dia
								L	N						L	N						L	N	
mm	mm	mm	mm	mm	mm	mm	mm	mm	mm	mm	mm	mm	mm	mm	mm	mm	mm	mm	mm	mm	mm	mm		
15	61.09	66	73	026B0115	41-15	1008	1	22.2	45	026B0215	42-15	1008	2	22.2	46	026B0315	43-15	1008	5	34.9				
17	69.11	74	81	17	41-17	1210	1	25.4	60	17	42-17	1210	2	25.4	56	17	43-17	1210	5	34.9				
19	77.17	82	89	19	41-19	1210	1	25.4	63	19	42-19	1210	2	25.4	62	19	43-19	1210	5	34.9				
20	81.19	86	93	20	41-20	1610	1	25.4	65															
21	85.22	90	97	21	41-21	1610	1	25.4	71	21	42-21	1610	2	25.4	70	21	43-21	1610	5	34.9				
23	93.27	99	106	23	41-23	1610	1	25.4	76	23	42-23	1610	2	25.4	79	23	43-23	1610	5	34.9				
25	101.32	106	113	25	41-25	1610	1	25.4	76	25	42-25	2012	2	32.0	87	25	43-25	2012	5	34.9				
27	109.40	114	121	27	41-27	1610	1	25.4	76	27	42-27	2012	2	32.0	87	27	43-27	2012	5	34.9				
30	121.50	126	133	30	41-30	2012	1	32.0	90	30	42-30	2012	2	32.0	87	30	43-30	2012	5	34.9				
38	153.80	159	166	38	41-38	2012	1	32.0	90	38	42-38	2012	2	32.0	100	38	43-38	2012	5	34.9				
45	182.07	188	195	45	41-45	2012	1	32.0	100	45	42-45	2012	2	32.0	100									
57	230.53	236	243	57	41-57	2012	6	32.0	110	57	42-57	2012	7	32.0	110									
76	307.31	312	319	76	41-76	2012	6	32.0	110	76	42-76	2012	7	32.0	110									
95	384.10	389	396	95	41-95	2012	6	32.0	110	95	42-95	2012	7	32.0	110									

Taper Lock bushes supplied as a separate item

**10B T/L SPROCKET** 5/8" (15.9mm) PITCH

**Tooth Width**

B <sub>1</sub>	9.1mm
b <sub>1</sub>	9.0mm
B <sub>2</sub>	25.5mm
B <sub>3</sub>	42.1mm

No. of Teeth	Pitch	Outer Dia	Dia Over Chain	Simplex Taper Lock						Duplex Taper Lock						Triplex Taper Lock								
				Product code	Designation	Bush No.	Type	Length Bore		Hub Dia	Product code	Designation	Bush No.	Type	Length Bore		Hub Dia	Product code	Designation	Bush No.	Type	Length Bore		Hub Dia
								L	N						L	N						L	N	
mm	mm	mm	mm	mm	mm	mm	mm	mm	mm	mm	mm	mm	mm	mm	mm	mm	mm	mm	mm	mm	mm	mm	mm	
13	66.34	73	81	026C0113	51-13	1008	1	22.2	47															
15	76.35	83	91	15	51-15	1210	1	25.4	60	026C0215	52-15	1210	3	25.4		026C0315	53-15	1210	5	42.1				
17	86.39	93	101	17	51-17	1610	1	25.4	71	17	52-17	1610	3	25.4		17	53-17	1210	5	42.1				
19	96.44	103	111	19	51-19	1610	1	25.4	75	19	52-19	1610	3	25.4		19	53-19	1615	5	42.1				
20	101.49	108	116	20	51-20	1610	1	25.4	76															
21	106.50	114	122	21	51-21	1610	1	25.4	76	21	52-21	1610	3	25.4		21	53-21	1615	5	42.1				
23	116.59	124	132	23	51-23	1610	1	25.4	76	23	52-23	1610	3	25.4		23	53-23	2012	5	42.1				
25	126.67	134	142	25	51-25	2012	1	32.0	90	25	52-25	2012	2	32.0	90	25	53-25	2517	4	45.0	105			
27	136.75	144	152	27	51-27	2012	1	32.0	90	27	52-27	2012	2	32.0	90	27	53-27	2517	4	45.0	110			
30	151.87	159	167	30	51-30	2012	1	32.0	90	30	52-30	2012	2	32.0	90	30	53-30	2517	4	45.0	120			
38	192.23	200	208	38	51-38	2012	1	32.0	100															
45	227.58	235	243	45	51-45	2012	6	32.0	100															
57	288.19	296	304	57	51-57	2012	6	32.0	110															
76	384.15	392	400	76	51-76	2012	6	32.0	110															

Taper Lock bushes supplied as a separate item

**12B T/L SPROCKET** 3/4" (19.0mm) PITCH

**Tooth Width**  
 B<sub>1</sub> 11.1mm  
 b<sub>1</sub> 10.8mm  
 B<sub>2</sub> 30.3mm  
 B<sub>3</sub> 49.8mm

No. of Teeth	Pitch Dia	Outer Dia	Dia Over Chain	Simplex Taper Lock						Duplex Taper Lock						Triplex Taper Lock																
				Product code	Designation	Bush No.	Type	Length Bore		Hub Dia	Product code	Designation	Bush No.	Type	Length Bore		Hub Dia	Product code	Designation	Bush No.	Type	Length Bore										
								L mm	N mm						L mm	N mm						L mm	N mm									
13	79.60	88	96	026D0113	61-13	1210	1	25.4	60	026D0215	62-15	1610	3	25.4	90	026D0315	63-15	1615	5	49.8												
15	91.62	100	108	15	61-15	1610	1	25.4	70													17	62-17	1610	3	25.4	17	63-17	2012	5	49.8	
17	103.68	112	120	17	61-17	1610	1	25.4	76													19	62-19	2012	2	32.0	90	19	63-19	2012	5	49.8
19	115.75	124	132	19	61-19	2012	1	32.0	90																							
20	121.78	130	138	20	61-20	2012	1	32.0	95																							
21	127.81	136	144	21	61-21	2517	1	44.5	102	21	62-21	2517	2	44.5	108	21	63-21	2517	5	49.8												
23	139.90	149	157	23	61-23	2517	1	44.5	108	23	62-23	2517	2	44.5	108	23	63-23	2517	5	49.8												
25	151.99	160	168	25	61-25	2517	1	44.5	108	25	62-25	2517	2	44.5	130	25	63-25	2517	5	49.8												
27	164.09	172	180	27	61-27	2517	1	44.5	108	27	62-27	2517	2	44.5	130	27	63-26	3020	4	50.8	140											
30	182.25	191	197	30	61-30	2517	1	44.5	108	30	62-30	2517	2	44.5	130	30	63-30	3020	4	50.8	140											
38	230.68	239	247	38	61-38	2517	1	44.5	108	38	62-38	3020	2	50.8	140	38	63-38	3020	4	50.8	140											
45	273.10	283	291	45	61-45	2517	6	44.5	108	45	62-45	3020	7	50.8	140	45	63-45	3020	4	50.8	140											
57	345.82	355	363	57	61-57	2517	6	44.5	124	57	62-57	3020	7	50.8	160	57	63-57	3020	8	50.8	150											
76	460.98	470	478	76	61-76	2517	6	44.5	124	76	62-76	3020	7	50.8	160	76	63-76	3020	8	50.8	160											
95	576.17	585	593	95	61-95	2517	6	44.5	124	95	62-95	3020	7	50.8	160																	

Taper Lock bushes supplied as a separate item

**16BT/L SPROCKET** 1" (25.4mm) PITCH

**Tooth Width**  
 B<sub>1</sub> 16.2mm  
 b<sub>1</sub> 15.8mm  
 B<sub>2</sub> 47.7mm  
 B<sub>3</sub> 79.6mm

No. of Teeth	Pitch Dia	Outer Dia	Dia Over Chain	Simplex Taper Lock						Duplex Taper Lock						Triplex Taper Lock																
				Product code	Designation	Bush No.	Type	Length Bore		Hub Dia	Product code	Designation	Bush No.	Type	Length Bore		Hub Dia	Product code	Designation	Bush No.	Type	Length Bore										
								L mm	N mm						L mm	N mm						L mm	N mm									
13	106.15	117	127	026E0113	81-13	1615	1	38.1	73	026E0215	82-15	2012	3	32.0		026E0317	83-17	2517	5	76.2												
15	122.17	133	143	15	81-15	1615	1	38.1	76													17	82-17	2517	3	44.5		19	83-19	3030	5	76.2
17	138.23	149	159	17	81-17	2012	1	32.0	90													19	82-19	2517	3	44.5						
19	154.33	165	175	19	81-19	2517	1	44.5	108													20	82-20	2517	3	44.5						
20	162.38	173	183	20	81-20	2517	1	44.5	108																							
21	170.43	181	191	21	81-21	2517	1	44.5	110	21	82-21	3020	2	50.8	140	21	83-21	3030	5	76.2												
23	186.54	198	208	23	81-23	2517	1	44.5	110	23	82-23	3020	2	50.8	140	23	83-23	3525	5	89.0												
25	202.67	214	224	25	81-25	2517	1	44.5	110	25	82-25	3020	2	50.8	140	25	83-25	3525	5	89.0												
27	218.79	230	240	27	81-27	2517	1	44.5	110	27	82-27	3020	2	50.8	140	27	83-27	3525	5	89.0												
30	243.00	254	264	30	81-30	3020	1	50.8	140	30	82-30	3020	2	76.2	140	30	83-30	3525	5	89.0												
38	307.59	321	331	38	81-38	3020	6	50.8	140	38	82-38	3020	7	76.2	140	38	83-38	3525	9	89.0	175											
45	364.13	377	387	45	81-45	3020	6	50.8	140	45	82-45	3020	7	76.2	140	45	83-45	4030	9	102.0	215											
57	461.09	474	484	57	81-57	3020	6	50.8	157	57	82-57	3525	7	89.0	175	57	83-57	4030	9	102.0	215											
76	614.63	627	637	76	81-76	3020	6	50.8	157	76	82-76	3525	7	89.0	175	76	83-76	4030	9	102.0	215											

Taper Lock bushes supplied as a separate item